

**Computer Science (083)**  
**Marking Scheme - Set - II**  
**Class- XII (2015-16)**

**Time: 3hrs**

**M.M: 70**

**Instructions:**

- i. All Questions are Compulsory.
- ii. Programming Language: Section A : C++
- iii. Programming Language: Section B: Python
- iv. Answer either Section A or B, and Section C is compulsory

**Section : A (C++)**

Q1 a. Define Macro with suitable example.

2

Ans: Macros are preprocessor directive created using # define that serve as symbolic constants. They are created to simplify and reduce the amount of repetitive coding. For instance,

```
#define max (a, b) a>b? a: b
```

Defines the macro max, taking two arguments a and b. This macro may be called like any function. Therefore, after preprocessing

```
A = max(x, y);
```

Becomes  $A = x > y ? x : y$  ;

[1 mark for definition]

[1 mark for example]

b. Which C++ header file (s) will be included to run /execute the following C++ code? 1

```
void main( )  
{    int Last = 26.5698742658;  
  cout << setw(5) << setprecision(9) << Last;    }
```

Ans: iostream.h  
iomanip.h

[1/2 mark for each module name]

c. Rewrite the following program after removing any syntactical errors. Underline each correction made.

2

```
#include<iostream.h>

void main( )

    int A[10];

    A=[3,2,5,4,7,9,10];

    for( p = 0; p<=6; p++)

        {      if(A[p]%2=0)

                int S = S+A[p];      }

        cout<<S;      }
```

Ans :- #include<iostream.h>

```
void main( )

{      int A[10] = {3,2,5,4,7,9,10};

    int S = 0,p;

    for(p = 0; p<=6; p++)

        {      if(A[p]%2==0)

                S = S+A[p];      }

        cout<<S;

    }
```

[1/2 mark for each correction]

d. Find the output of the following C++ program:

2

```
#include<iostream.h>

void repch(char s[])

{
```

```
for (int i=0;s[i]!='\0';i++)
{
    if(((i%2)!=0) &&(s[i]!=s[i+1]))
    {
        s[i]='@';
        cout<<"Hello";
    }
    else if (s[i]==s[i+1])
    {
        s[i+1]='!';
        i++;
    }
}

void main()
{
    char str[]="SUCCESS";
    cout<<"Original String"<<str
    repch(str);
    cout<<"Changed String"<<str;
}
```

Ans:

Original String SUCCESS

Changed String S@C!ES!

[1/2 mark for original String]

[1/2 mark for '@' in place of U ]

[1/2 mark for '!' in place of second C ]

[1/2 mark for '!' in place of second S ]

e. Find the output of the following :

3

```
#include<iostream.h>
void switchover(int A[ ],int N, int split)
{
    for(int K = 0; K<N; K++)
        if(K<split)
            A[K] += K;
        else
            A[K]*= K;
}
void display(int A[ ],int N)
{
    for(int K = 0; K<N; K++)
        (K%2== 0) ?cout<<A[K]<<"% " : cout<<A[K]<<endl;
}
void main( )
{
    int H[ ] = {30,40,50,20,10,5};
    switchover(H,6,3);
    display(H,6);
}
```

Ans 3: 30%41  
52%60  
40%25

[1/2 mark for each value in the above order]

[deduct ½ mark for not putting '%' in between values]

f. Observe the following C++ code and find out , which out of the given options i) to iv) are the expected correct output. Also assign the maximum and minimum value that can be assigned to the variable 'Go'.

2

```
void main()
{
    int X [4]={100,75,10,125};
    int Go = random(2)+2;
    for (int i = Go; i< 4; i++)
        cout<<X[i]<<"$$";
}
```

i. 100\$\$75      ii. 75\$\$10\$\$125\$\$      iii. 75\$\$10\$\$      iv. 10\$\$125\$

Ans : iv is the correct option.

Minimum value of Go = 2

Maximum value of Go = 3

[½ mark each for Minimum and Maximum value]

[1 mark for correct option]

Q2a. Differentiate between data abstraction and data hiding. 2

Ans : Data hiding can be defined as the mechanism of hiding the data of a class from the outside world. This is done to protect the data from any accidental or intentional access..

Data hiding is achieved by making the members of the class private.

Data abstraction refers to, providing only essential information to the outside world and hiding their background details.

Members defined with a public label are accessible to all parts of the program. The data-abstraction view of a type is defined by its public members.

[1/2 mark each for definition of Data Hiding and Data Abstraction]

[1/2 mark each for the difference in their implementation]

Or

[ 2 marks for explanation through an example.

b. Answer the questions (i) and (ii) after going through the following class : 2

```
class Exam
{
    int Rollno;
    char Cname[25];
    float Marks ;
public :
    Exam( )                //Function 1
    {
        Rollno = 0 ;
        Cname="";
        Marks=0.0;
    }
    Exam(int Rno, char candname)    //Function 2
    {
```

```

        Rollno = Rno ;
        strcpy(Cname,candname);

    }

    ~Exam( )                                //Function 3
    {
        cout << "Result will be intimated shortly" << endl ;
    }

    void Display( )                          //Function 4
    {
        cout << "Roll no :"<<Rollno;
        cout<<"Name :"<<Cname;
        cout <<" Marks:"<<Marks;
    }
};

```

(i)Which OOP concept does Function 1 and Function 2 implement.Explain?

Ans: i. Constructor Overloading /Polymorphism , as multiple definitions for Constructors are given in the same scope. Function 1 is a Default constructor and function 2 is a Parameterized constructor.

[1/2 mark for the concept]

[1/2 mark for explanation]

(ii)What is Function 3 called? When will it be invoked?

ii. Function 3 is a Destructor which is invoked when the object goes out of scope.

[1/2 mark for identification]

[1/2 mark for time of invocation]

c. Define a class **Candidate** in C++ with the following specification : 4  
**Private Members :**

A data members Rno(Registration Number) type long

A data member Cname of type string

A data members Agg\_marks (Aggregate Marks) of type float

A data members Grade of type char

A member function setGrade () to find the grade as per the aggregate marks obtained by the student. Equivalent aggregate marks range and the respective grade as shown below.

<u>Aggregate Marks</u>	<u>Grade</u>
$\geq 80$	A
Less than 80 and $\geq 65$	B
Less than 65 and $\geq 50$	C
Less than 50	D

**Public members:**

**A constructor to assign default values to data members:**

Rno=0,Cname="N.A",Agg\_marks=0.0

A function Getdata () to allow users to enter values for Rno. Cname, Agg\_marks and call function setGrade () to find the grade.

A function dispResult() to allow user to view the content of all the data members.

Ans : class Candidate

```

{ long Rno;
  char Cname[20];
  float Agg_marks;
  char Grade;
  void setGrade()
{ if (Agg_marks >= 80)
    Grade = 'A';
  else if (Agg_marks < 80 && Agg_marks >= 65)
    Grade = 'B';
  else if (Agg_marks < 65 && Agg_marks >= 50)
    Grade = 'C';
  else
    Grade = 'D';
}
public:
  Candidate()
  {
    Rno=0;
    strcpy(Cname,"N.A.");
    Agg_marks=0.0;
  }

  void Getdata ()
  {
    cout<<"Registration No";
    cin>>Rno;
    cout<<"Name";
    cin>>Cname;
    cout<<"Aggregate Marks";
  }
}

```

```
        cin>>Agg_marks;
        setGrade();
    }

    void dispResult()
    {
        cout<<"Registration No"<<Rno;
        cout<<"Name"<<Cname;
        cout<<"Aggregate Marks"<<Agg_marks;
    }
```

[1/2 mark for correct syntax for class header]

[1/2 mark for correct declaration of data members]

[1/2 mark for correct definition of the constructor Candidate()]

[1 mark for correct definition of setGrade()]

[1 mark for correct definition of Getdata () with proper invocation of setGrade()]]

[1/2 mark for correct definition of dispresult]

d. Give the following class definition answer the question that is follow: 4

```
class University
{
    char name [20];
    protected :
    char vc[20];

    public :
    void estd();
    void inputdata();
    void outputdata();
}

class College : protected University
{
    int regno;
```



```
        protected
        char principal()

    public :

        int no_of_students;

        void readdata();

        void dispdata ( );

    };

class Department : public College

        char name[20];

        char HOD[20];

    public :

        void fetchdata(int);

        void displaydata( ); }
```

i). Name the base class and derived class of college.

1

Ans: Base class: University

Derived class: Department

[1/2 mark for each correct class name]

ii) Name the data member(s) that can be accessed from function displaydata.

Ans: char name[20],char HOD[20], char principal(),int no\_of\_students, char vc[20]

[1 mark for each class]

iii)What type of inheritance is depicted in the above class definition?

Ans. Multilevel Inheritance

[1 mark for the correct answer]

iv) What will be the size of an object (in bytes) of class Department?

Ans: 85 bytes

[1 mark for the correct answer]

Qs. 3a. An integer array A [30][40] is stored along the column in the memory. If the element A[20][25] is stored at 50000, find out the location of A[25][30]. 3

Ans :  $A[i][j] = B + W \times [\text{No. of rows} \times (I - L_r) + (J - L_c)]$

$$A[20][25] = B + 2 \times [30 \times (20 - 0) + (25 - 0)]$$

$$50000 = B + 2 \times [30 \times (20 - 0) + (25 - 0)]$$

$$B = 48750$$

$$A[7][10] = 48750 + 2 \times [30 \times (7 - 0) + (10 - 0)]$$

$$= 49190$$

[1 mark for writing correct formula or substitution with correct values]

[1 mark for calculating correct base address.]

[1 mark for calculating correct address of A[7][10].]

b. Write the definition of functions for the linked implemented queue containing passenger information as follows: 4

```
struct NODE
```

```
{    int Ticketno;

    char PName[20];

    NODE * NEXT;    };
```

```
class Queueofbus
```

```
{    NODE *Rear, *Front;

    public:

        Queueofbus()

        {    Rear = NULL;

            Front = NULL;    };
```

```
void Insert();  
  
void Delete();  
  
~Queueofbus()  
{      cout<<"Object destroyed";  }  
  
};
```

```
Ans: void Queueofbus::Insert()  
{      NODE *p = new NODE;  
      cout<<"Enter Ticket no"  
      cin>>p->tiketno;  
      cout<<"Enter Name";  
      cin>>p->Pname;  
      p->NEXT = NULL;  
      if (rear == NULL)  
      { Rear = p;  
        Front = Rear;  
      }  
      else  
      { Rear -> NEXT = p;  
        Rear = Rear -> NEXT;  
      }  
}
```

[1 mark for creating a node]

[1/2 mark for accepting details]

[1/2 mark for assigning NULL to NEXT pointer of the Node]

[1/2 mark for checking rear==NULL]

[1/2 mark for setting front and rear on the node when rear == NULL]

[1/2 mark for inserting the node at rear]

[1/2 for shifting rear to the new node]

c. Write a function to sort any array of n elements using insertion sort . Array should be passed as argument to the function.

```
void insertsort( int a[],int n)
{
    int p,ptr;
    //Assuming a[0]=int_min i.e. smallest integer
    for(p=1;p<=n;p++)
    {
        temp=a[p];
        ptr=p-1;
        while(temp<a[ptr])
        {
            a[ptr+1]=a[ptr];      // Move Element Forward
            ptr--;
        }
        a[ptr+1]=temp;          // Insert Element in Proper Place
    }
```

[1/2 mark for correct for loop]

[1/2 mark for assigning first element to temp]

[1/2 mark for setting ptr = p-1]

[1/2 mark for correct while]

[1/2 mark for moving element forward]

[1/2 mark for inserting at the proper place]

d. Write a function NewMAT(int A[][],int r,int c ) in C++, which accepts a 2d array of integer and its size as parameters divide all those array elements by 6 which are not in the range 60 to 600(both values inclusive) in the 2d Array . 2

Ans:

```
void NewMAT(int A[][],int r,int c )
{
    for (int i = 0;i<r;i++)
        for(j=0;j<c;j++)
```

```
if ((A[i][j]>=60 )&&(A[i][j]<=600))
```

```
    A[i][j]/=6 ;
```

```
    or
```

```
    A[i][j] = A[i][j]/6;
```

```
}
```

[1 mark for correct loops]

[1/2 mark for the condition]

[1/2 mark for changing the element value by dividing it by 6]

e. Evaluate the following postfix expression using stack and show the contents after execution of each

Operations:470,5,4,^,25,/,6,\*

2

S.No.	Symbol	Operation	Stack	Result
1	470	push(470)	470	
2	5	push(5)	470,5	
3	4	push(4)	470,5,4	
4	^	pop(4)	470,5	
0		pop(5)	470	
		perform(5^4)		
		push(625)	470,625	
5	25	push(25)	470,625,25	
6	/	pop(25)	470,625	
		pop(625)	470	
		perform(625/25)	470	
		push(25)	470,25	
7	6	push(6)	470,25,6	
8	*	pop(6)	470,25	
		pop(25)	470	
		perform(25*6)	470	

[1/2 mark for finding result upto '^' operator]

[1/2 mark for finding result upto '/' operator]

[1/2 mark for finding result upto '\*' operator]

[1/2 mark for correct answer]

[1/2 mark for only writing the answer]

Q4a) Consider a file F containing objects E of class Emp.

i) Write statement to position the file pointer to the end of the file

Ans: `F.seekg(0,ios::end);`

[1/2 mark for the statement]

ii) Write statement to return the number of bytes from the beginning of the file to the current position of the file pointer.

Ans: `F.tellg();`

[1/2 mark for the statement]

b) Write a function `RevText()` to read a text file “Input.txt” and Print only word starting with ‘I’ in reverse order .

2

Example: If value in text file is: INDIA IS MY COUNTRY

Output will be: AIDNI SI MY COUNTRY

Ans: `void RevText()`

```
{ ifstream in (“Input.txt”);
  char word[25];
  while(in)
  { in>>word;

      if (word[0]=='I')
          cout<<strrev(word);
      else
          cout<<word;
  }
```

[1/2 mark for opening the file in input mode]

[1/2 mark for reading a word]

[1 mark for displaying words starting with ‘I’ in reverse order]

- c. Write a function in C++ to search and display details, whose destination is “Chandigarh” from binary file “Flight.Dat”. Assuming the binary file is containing the objects of the following class:

3

```
class FLIGHT
{
    int Fno;           // Flight Number
    char From[20];     // Flight Starting Point
    char To[20];       // Flight Destination

public:
    char * GetFrom ( ); { return from; }
    char * GetTo ( );   { return To; }
    void input()         { cin>>Fno>>; gets(From); get(To); }
    void show ( )        { cout<<Fno<< “:”<<From << “:” <<To<<endl; }
};
```

```
Ans : void Dispdetails()
{ ifstream fin(“Flight.Dat”);
  Flight F;
  while (fin)
  { fin.read((char*)&F,sizeof(F))
    if (strcmp(F.GetTo(),”Chandigarh”))
      F.show();
  }
}
```

[1/2 mark for opening the file in input mode]

[1/2 mark for creating the object of Flight]

[1 mark for reading the record in object of Flight]

[1/2 mark for comparing record’s destination with ‘Chandigarh’]

[1/2 mark for displaying the record]

### **Section : B (Python)**

Q1. a. List one similarity and one difference between List and Dictionary datatype 2

Ans: Similarity : Both List and Dictionary are mutable datatypes.

Dissimilarity: List is a sequential data type i.e. they are indexed.

Dictionary is a mapping datatype. It consists of key: value pair.

Eg: L =[1,2,3,4,5] is a list

D= { 1:"Ajay",2:"Prashant,4:"Himani"} is a dictionary where 1,2,4 are keys and "Ajay",Prashant,"Himani" are their corresponding values.

[1 mark for similarity]

[1 mark for any one point of dissimilarity]

or

[2 mark for explanation using example]

b. Observe the following Python functions and write the name(s) of the module(s) to which they belong: 1

a. uniform() b. findall()

Ans: a. random b.re

[1/2 mark each for writing the correct module names]

c. Rewrite the following Python program after removing all the syntactical errors (if any),underlining each correction.: 2

```
def checkval:
    x = raw_input("Enter a number")
    if x % 2 = 0 :
        print x,"is even"
    else if x<0 :
        print x,"should be positive"
    else ;
        print x,"is odd"
```

```
def checkvalQ:
    x = raw_input("Enter a number")
```



```
if x % 2 == 0 :  
    print x,"is even"  
elif x<0 :  
    print x,"should be positive"  
else :  
    print x,"is odd"
```

[1/2 mark for each error]

d. Find the output of the following Python program:

3

```
def makenew(mystr):  
  
    newstr = " "  
  
    count = 0  
  
    for i in mystr:  
  
        if count%2 !=0:  
  
            newstr = newstr+str(count)  
  
        else:  
  
            if islower(i):  
  
                newstr = newstr+upper(i)  
  
            else:  
  
                newstr = newstr+i  
  
        count +=1  
  
    newstr = newstr+mystr[:1]  
  
    print "The new string is :",newstr  
  
    makenew("sTudeNT")
```

Ans:The new string is: S1U3E5Ts

[1/2 mark for each change i.e. S 1 3 E 5 s ]

e. Find the output of the following program

2

```
def calcresult () :
```

```
    i = 9
```

```
    while i > 1 :
```

```
        if (i % 2 == 0):
```

```
            x = i%2
```

```
            i = i-1
```

```
        else :
```

```
            i = i-2
```

```
            x = i
```

```
    print x**2
```

```
49
```

```
25
```

```
9
```

```
1
```

[½ mark for each correct line of output.]

[Deduct ½ mark for showing output in same line]

f. Observe the following Python code and find out , which out of the given options i) to iv) are the expected correct output(s). Also assign the maximum and minimum value that can be assigned to the variable 'Go'. 2

```
import random
```

```
X =[100,75,10,125]
```

```
Go = random.randint(0,3)
```

```
for i in range(Go):
```

```
    print X[i],"$$",
```

i. 100\$\$75\$\$10    ii. 75\$\$10\$\$125\$\$    iii. 75\$\$10\$\$    iv. 10\$\$125\$\$100

Solution : 100 \$\$ 75 \$\$ 10 \$\$

Minimum Value that can be assigned to Go is 0

Maximum Value that can be assigned to Go is 3

[1 mark for correct option.]

[½ mark each for correct minimum and maximum value.]

Q2 a. Discuss the strategies employed by python for memory allocation? 2

Ans: Python uses two strategies for memory allocation- Reference counting and Automatic garbage collection:

**Reference Counting:** works by counting the number of times an object is referenced by other objects in the system. When an object's reference count reaches zero, Python collects it automatically.

**Automatic Garbage Collection:** Python schedules garbage collection based upon a threshold of object allocations and object de-allocations. When the number of allocations minus the number of deallocations are greater than the threshold number, the garbage collector is run and the unused block of memory is reclaimed.

[1 mark for naming the strategies]

[1 mark for explanation]

b. Answer the questions (i) and (ii) after going through the following class definition: 2

```
class Toy :  
    tid = 0;  
    tcat = “ “  
  
    def __init__(self): // Function 1
```

..... // Blank 2

i. Explain relevance of Function 1.

ii. a. Fill in the blank2 with a statement to create object of the class TOY.

b. Write statement to check whether tprice is an attribute of class TOY.

:i . \_\_init\_\_ function is used to initialize the members of a class. It is automatically invoked when the object of the class is created.

[1 mark for mentioning the relevance of \_\_init\_\_()]

ii.a. T=Toy()

b. hasattr(T,tprice)

[1 mark for mentioning the relevance of \_\_init\_\_()]

[½ mark each for correct answer of ii.a. and ii.b.]

- c. Define a class Train in PYTHON with following description:  
Private Members

4

src of type string  
Tnm of type string  
dest of type string  
charges of float

- A member function Getdata to assign the following values for Charges

<u>Dest</u>	<u>Charges</u>
Mumbai	1000
Chennai	2000
Kolkatta	2500

Public members

- A parameterized constructor to initialize the data members.
- A function InputData() to allow the user to enter the values
- A function displaydata() to display all and call getdata function

Ans:

```
class train:
    def __init__(self):
        _src=""
        _tnm=""
        _dest=""
        _charges=0.0
    def getdata(self):
        if self._dest=="mumbai" or self._dest=="MUMBAI":
            self._charges=1000
        elif self._dest=="chennai" or self._dest=="CHENNAI":
            self._charges=2000
        elif self._dest=="kolkata" or self._dest=="KOLKATA":
            self._charges=2500
    def inputdata(self):
        self._src=raw_input("enter the source of journey")
        self._tnm=raw_input("enter the train name")
        self._dest=raw_input("enter the destination")
    def displaydata(self):
        print "the source of journey is",self._src
        print "the name of the train is",self._tnm
        print "the destination of the train is",self._dest
        t.getdata()
        print "the charges for your journey",self._charges
```

[ 1 mark for the correct syntax of class]

[1/2 mark for \_\_init\_\_()]

[1 mark for correct definition of getdata()]

[1/2 mark for correct definition of inputdata()]

[1 mark for correct definition of displaydata() with proper invocation of getdata()]

- d. Observe the following class definition and answer the question that follow: 2

```
class ParentClass(objects):
```

```
    def __init__(self)
```

```
        self.x = 1
```

```
        self.y = 10
```

```
    def print(self):
```

```
        print(self.x, self.y)
```

```
    class ChildClass(ParentClass):
```

```
        def __init__(self):
```

```
            super(ChildClass, self).init_() # Line 1
```

```
            self.x = 2
```

```
        self.y = 20
```

```
        c = ChildClass()
```

```
        c.print()
```

a. Explain the relevance of Line1.

Ans: super() function is used to call the methods of base class which have been extended in derived class. Also it is the importance of derived class \_\_init\_\_() to invoke the base class \_\_init\_\_()

[1 mark for correct explanation]

b. What type of inheritance is being demonstrated in the above code?

Ans. Single level Inheritance

[1 mark for correct answer]

- e. Write a user defined function findname(name) where name is an argument in Python to delete phone number from a dictionary phonebook on the basis of the name ,where name is the key. 2

**Ans:**

```
def findname(name):
```

```
    if phonebook.has_key():
```

```
        del phonebook[name]
```

```
    else:
```

```
        print"Name not found"
```

```
    print "Phonebook Information"
```

```
print "Name",'\t',"Phone number"
for i in phonebook.keys():
    print i,'\t',phonebook[i]
```

[1/2 mark for checking whether the name is a valid key]

[1/2 mark for using del() to delete the corresponding entry]

[1/2 mark for the correct loop to display all the values corresponding to all keys]

[1/2 mark for displaying the phonebook values correctly]

Qs. 3a. Explain try..except...else ... with the help of user defined function def divide(x, y) which raises an error when the denominator is zero while dividing x by y and displays the quotient otherwise.

Ans: def divide(x, y):

```
    try:
        result = x / y
    except ZeroDivisionError:
        print "division by zero!"
    else:
        print "result is", result
```

In the above example:

try block consists of code that can raise an error. When y(denominator) gets a 0 value, ZeroDivisionError is raised which is handled by except clause. In case of no exception else statement is executed.

In case there is no error the statement(s) in else clause are executed .

[1/2 mark for correct try block]

[1 mark for handling zero division error using except clause]

[1/2 mark for else clause]

[1 mark for explanation]

b. Write a user defined function `arrangements(X)`, that accepts a list `X` of integers and sets all the negative elements to the left and all positive elements to the right of the list.

Eg: if `L = [1,-2,3,4,-5,7]` , the output should be: `[-2,-5,3,4,7]` 3

Ans: `def arrangements(X):`

`L=len(X)`

`for i in range(L):`

`if a[i]<0 and i!=0:`

`j=i`

`while j!=0 and a[j-1]>0 :`

`a[j],[j-1]=a[j-1],a[j]`

`j=j-1`

[1/2 mark for correct for loop]

[1/2 mark for correct if statement]

[1/2 mark for assigning `i` to `j`]

[1/2 mark for correct while loop]

[1/2 mark for exchanging with the adjacent value to the left]

[1/2 mark for decrementing `j`]

c. Consider the following class definition :-

3

`class book ():`

`bk = []`

`def __init__(self, bno):`

`self.bno = bno`

`def addbook (self):`

`.....`

```
def removebook (self):
```

```
.....
```

The class book is implemented **using Queue**. Keeping the same in mind, complete the function definitions for adding a book addbook() and deleting a book removebook() .

Solution :

```
def addbook(self):
    a=input("enter book number: ")
    book.bk.append(a)
def removebook (self):
    if (book.bk==[]):
        print "Queue empty"
    else:
        print "deleted element is: ",book.bk[0]
        del book.bk[0]
```

[½ mark for accepting a book no]

[1 mark for book.bk.append(a)]

[½ mark for checking whether Q is empty]

[½ mark for displaying the element being deleted.]

[½ mark for deleting the element]

d. Write a python function generatefibo(n) where n is the limit, using a generator function Fibonacci (max)( where max is the limit n) that produces Fibonacci series.. 3

Ans: def Fibonacci (max):

```
    a, b = 0, 1
```

```
    while a <= max:
```

```
        yield a
```

```
        a, b = b, a + b
```

```
def generatefibo(n)
```

```
    for i in Fibonacci (n):
```

```
        print i,
```



[1/2 mark for assigning 0,1 respectively to a,b]

[1/2 mark for correct loop]

[1 mark for yield a ]

[1/2 mark for assigning b to a ans a+b to b]

[1/2 mark for ' for loop ' and print to display the fibonacci series]

e. Evaluate the following postfix using stack & show the content of the stack after the execution of each:

2

20, 4, +, 3, -, 7, 1

Ans:

S.no	Symbol	Operation	Stack	Result
1	20	push(20)	20	
2	4	push(4)	20,4	
3	+	pop(4)	20	
4		pop(20)		
		perform(20+4)		
		push (24)	24	
5	3	push(3)	24,3	
6	-	pop(3)	24	
		pop(24)		
		perform(24-3)		
		push (21)	21	
7	7	push (7)	21,7	
8	/	pop(7)	21	
		pop(21)		
		perform(21/7)		
		push (3)	3	
9		pop(3)		Result = 3

[½ mark each for correctly evaluating expression up to each operator.]

[½ mark for correct answer]

Qs.4 a. Consider the following code :

1

```
f = open ("mytry", "w+")
f.write ("0123456789abcdef")
f.seek (-3,2)    //1
printf.read(2) //2
```

Explain statement 1 and give output of 2

Ans: Statement 1 uses seek() method can be used to position the file object at particular place in the file. Its syntax is :fileobject.seek(offset [, from\_what]).

So, f.seek(-3,2) positions the fileobject to 3 bytes before end of file.

Output of 2 is :de (It reads 2 bytes from where the file object is placed.)

[½ mark each for correct explanations for i and ii]

b. Write a user defined function in Python that displays the number of lines starting with 'H' in the file Para.txt. Eg: if the file contains: 2

Whose woods these are I think I know.  
His house is in the village though;  
He will not see me stopping here  
To watch his woods fill up with snow.

Then the line count should be 2.

Ans: def countH():

```
f = open ("Para.txt", "r")
lines =0
l =f.readlines()
for i in l:
    if i[0]=='H':
        lines+=1
print "no. of lines is",lines
```

[½ mark for opening PARA.TXT in input mode.]

[½ mark for reading lines from the file]

[½ mark for iterating through lines and checking whether they start with 'H']

[½ mark for incrementing and displaying the no. of lines.]

c. Consider a binary file Employee.dat containing details such as empno:ename:salary (separator ':'). Write a python function to display details of those employees who are earning between 20000 and 40000.(both values inclusive) 3

Ans: def Readfile():

```
i = open("Employee.dat","rb+")
```

```
x = i.readline()
```

```
while(x):
```

```
    I = x.split(':')
```

```
    if (20000>=float(I[2])<=50000):
```

```
        print x
```

```
    x = i.readline()
```

[½ mark for opening "Employee.Dat" correctly.]

[½ mark for reading records from Employee.Dat.]

[½ for iterating through the file.]

[½ mark for using split().]

[½ mark for if statement to check the condition.]

[½ for printing the relevant record.]

### **Section : C**

Qs. 5 a. Differentiate between cardinality and degree of a table with the help of an example.2

Ans : Cardinality is defined as the number of rows in a table.

Degree is the number of columns in a table.

Eg: Consider the following tables:

Table : Account

Acno	Cname
Ac100	Sheela
Ac101	Darsh
Ac102	Kathy

Cardinality of Account table is : 3

Degree of Account table is : 2

[1/2 mark each for definition of cardinality and degree]

[1 mark for correct demonstration using example]

b. Consider the following tables FACULTY and COURSES. Write SQL commands for the statements (i) to (v) and give outputs for SQL queries (vi) to (vii)

6

FACULTY

F_ID	Fname	Lname	Hire_date	Salary
102	Amit	Mishra	12-10-1998	12000
103	Nitin	Vyas	24-12-1994	8000
104	Rakshit	Soni	18-5-2001	14000
105	Rashmi	Malhotra	11-9-2004	11000
106	Sulekha	Srivastava	5-6-2006	10000

COURSES

C_ID	F_ID	Cname	Fees
C21	102	Grid Computing	40000
C22	106	System Design	16000
C23	104	Computer Security	8000
C24	106	Human Biology	15000
C25	102	Computer Network	20000
C26	105	Visual Basic	6000

- i) To display details of those Faculties whose salary is greater than 12000.

Ans: Select \* from faculty  
where salary > 12000

[1/2 mark for Select and from]

[1/2 mark for where]

- ii) To display the details of courses whose fees is in the range of 15000 to 50000 (both values included).

Ans: Select \* from Courses  
.where fees between 15000 and 50000

[1/2 mark for Select and from]

[1/2 mark for where]

- iii) To increase the fees of all courses by 500 of “System Design” Course.

Ans: Update courses set fees = fees + 500

where Cname = “System Design”

[1/2 mark for correct usage of update and set]

[1/2 mark for where]

- iv) To display details of those courses which are taught by ‘Sulekha’ in descending order of courses.

Ans: Select \* from faculty fac, courses cour

where fac.f\_id = cour.f\_id

and fac.fname = 'Sulekha'

order by cname desc

[1/2 mark for select and from ]

[1/2 mark for join condition]

[1/2 mark for checking fname = "Sulekha"]

[1/2 mark for order by]

- v) Select COUNT(DISTINCT F\_ID) from COURSES;

Ans: 4

[1/2 mark for the correct answer]

- vi) Select MIN(Salary) from FACULTY, COURSES where COURSES.F\_ID = FACULTY.F\_ID;

Ans: 6000

[1/2 mark for the correct answer]

6.a. State and Verify Absorption law algebraically 2

Ans: Absorption law states that:

$A + AB = A$  and  $A \cdot (A + B) = A$

Algebraic method:

Taking LHS

$A + AB = (A \cdot 1) + (A \cdot B)$  by Identity

$= A \cdot (1 + B)$  by Distribution

$= A \cdot 1$  by Null Element

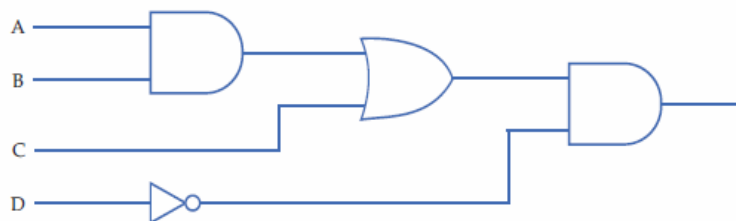
$= A$

[1 mark for the statement]

[1 mark for proving it algebraically]

b. Draw a logic circuit for the following Boolean expression:  $ab + c.d'$ .

2



[1/2 mark for correct representation of each gate]

c. Write the SOP form of a Boolean function F, which is represented in a truth table as follows:

1

















A	B	C	F
0	0	0	0
0	0	1	1
0	1	0	1
0	1	1	0
1	0	0	1
1	0	1	1
1	1	0	0
1	1	1	0

Ans:  $A'B'C + A'BC' + AB'C' + AB'C$

[1 mark for all the terms]

d. Obtain a simplified form for a Boolean expression:  
 $F(U, V, W, Z) = \Pi(0, 1, 3, 5, 6, 7, 15)$

3

	$w+z$	$w+z'$	$w'+z'$	$w'+z$
$u+v$				
$u+v'$				
$u'+v'$				
$u'+v$				

$$(u+v+w).(u+z').(v'+w').(u'+w'+z)$$

[1 mark for correct K- Map representation]

[1/2 mark for 2 correct group, 1 for all 4 groups]

[1 mark for correct answer, 1/2 mark for two correct terms]

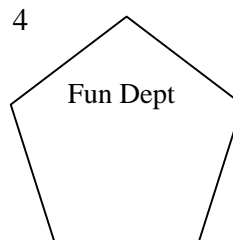
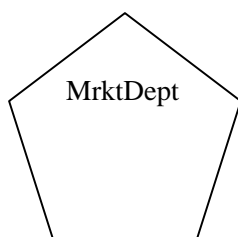
7.a. Write any 1 advantage and 1 disadvantage of Bus topology. 1

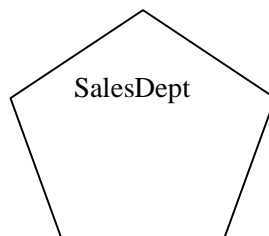
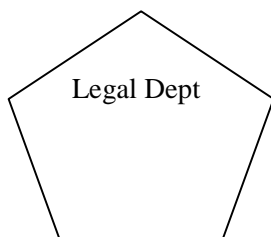
Ans: **Advantage:** Since there is a single common data path connecting all the nodes, the bus topology uses a very short cable length which considerably reduces the installation cost.

**Disadvantage:** Fault detection and isolation is difficult. This is because control of the network is not centralized in any particular node. If a node is faulty on the bus, detection of fault may have to be performed at many points on the network. The faulty node has then to be rectified at that connection point.

[1/2 mark each for advantage and disadvantage]

b. SunRise Pvt. Ltd. is setting up the network in the Ahmadabad. There are four departments named as MrktDept, FunDept, LegalDept, SalesDept.





Distance between various buildings is as given:

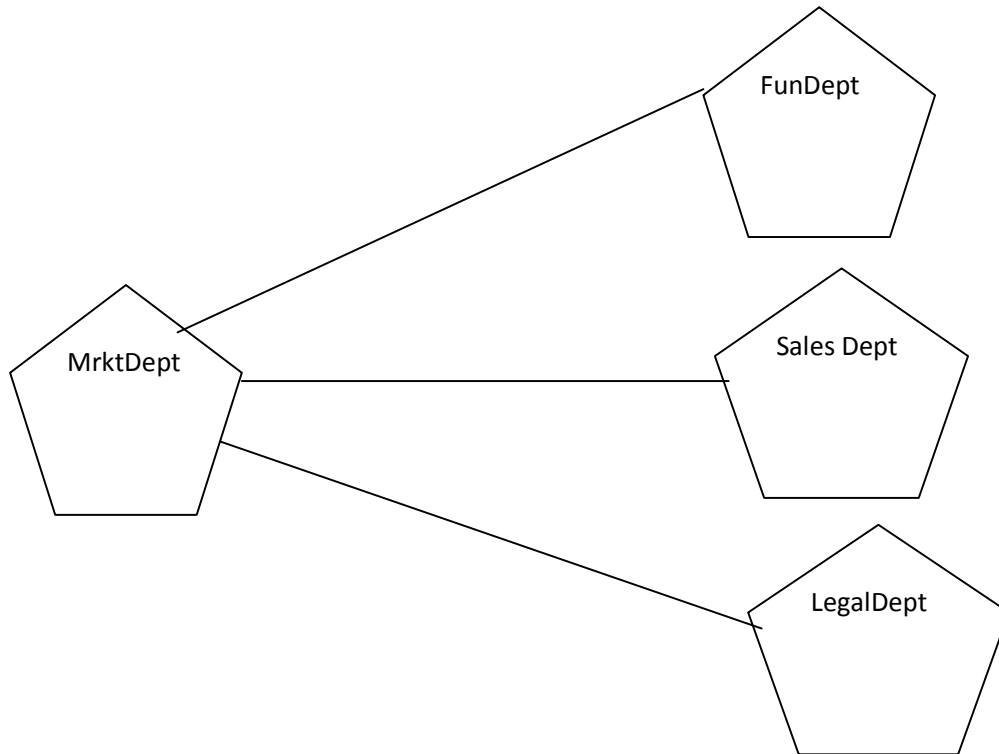
MrktDept to FunDept	80 m
MrktDept to LegalDept	180m
MrktDept to SalesDept	100 m
LegalDept to SalesDept	150 m
LegalDept to FunDept	100 m
FunDept to SalesDept	50 m

Number of Computers in the buildings:

MrktDept	20
LegalDept	10
FunDept	08
SalesDept	42



- i) Suggest a cable layout of connections between the Departments and specify topology.



Star Topology should be used.

[1/2 mark for cable layout]

[1/2 mark for topology]

- ii) Suggest the most suitable building to place the server a suitable reason with a suitable reason.

Ans: As per 80 – 20 rule, MrktDept because it has maximum no. of computers.

[1 mark for the correct Answer]

- iii) Suggest the placement of i) modem ii) Hub /Switch in the network.

Ans: Each building should have hub/switch and Modem in case Internet connection is required.

[1 mark for the correct Answer]

- iv) The organization is planning to link its sale counter situated in various part of the same city/ which type of network out of LAN, WAN, MAN will be formed? Justify.

Ans : MAN (Metropolitan Area Network)

[1 mark for the correct Answer]

c.Name the protocol

1

- i. Used to transfer voice using packet switched network.

Ans: VOIP (Voice Over Internet Protocol)

[1 mark for the correct Answer]

- ii.Used for chatting between 2 groups or between 2 individuals.

Ans: IRC(Internet Relay Chat)

[1 mark for the correct Answer]

d. What is an IP Address?

An IP address is a unique identifier for a node or host connection on an IP network. An IP address is a 32 bit binary number usually represented as 4 decimal values, each representing 8 bits, in the range 0 to 255 (known as octets) separated by decimal points. This is known as "dotted decimal" notation.

Example:140.179.220.200

1

[1 mark for correct definition]

or

[1 mark for example with explanation]

or

[1/2 mark for only writing a correct IP address]

e. What is HTTP?

1

Solution: HTTP is a protocol that is used for transferring hypertext(i.e. text,graphic,image,sound,video,etc,)between 2 computers and is particularly used on the World Wide Web (WWW).

[1 mark for definition/explanation]

f. Explain the importance of Cookies.

1

Ans : When the user browses a website, the web server sends a text file to the web browser. This small text file is a cookie. They are usually used to track the pages that we visit so that information can be customised for us for that visit.

[1/2 mark for definition]

[1/2 mark for its usage]

g. How is 4G different from 3G?

1

Ans: 3G technology adds multimedia facilities such as video, audio and graphics applications whereas 4G will provide better than TV quality images and video-links.

[1 mark for difference]